


# SONSHIP



**72**

**RAISED PILOTHOUSE MOTOR YACHT**

**WEST BAY SHIPYARDS LTD.**

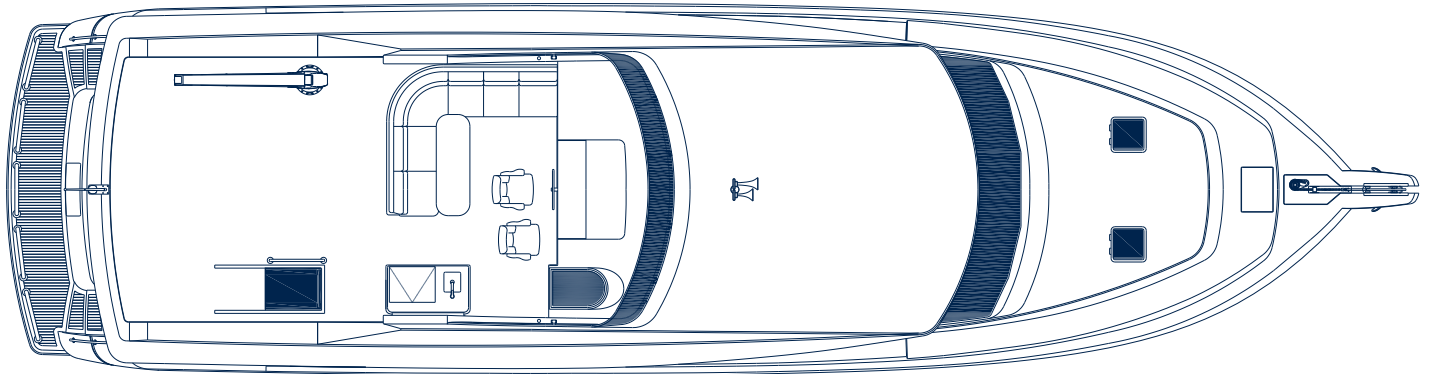
**8295 RIVER ROAD, DELTA, B.C. CANADA V4G 1B4**

PHONE (604) 946-6226  
dreams@sonshipyachts.com

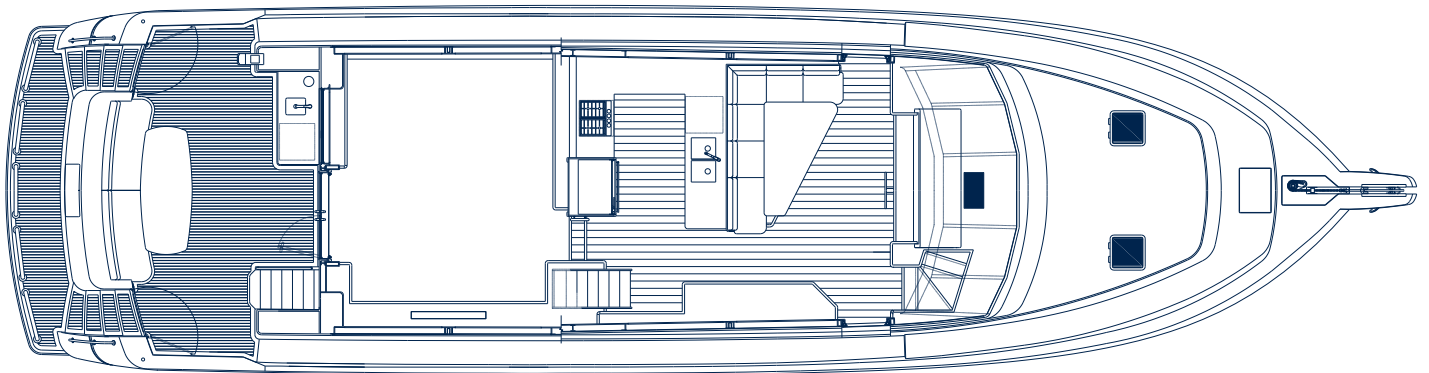
FAX (604) 946-8722  
www.sonshipyachts.com

## 72 RAISED PILOTHOUSE MOTOR YACHT SPECIFICATIONS

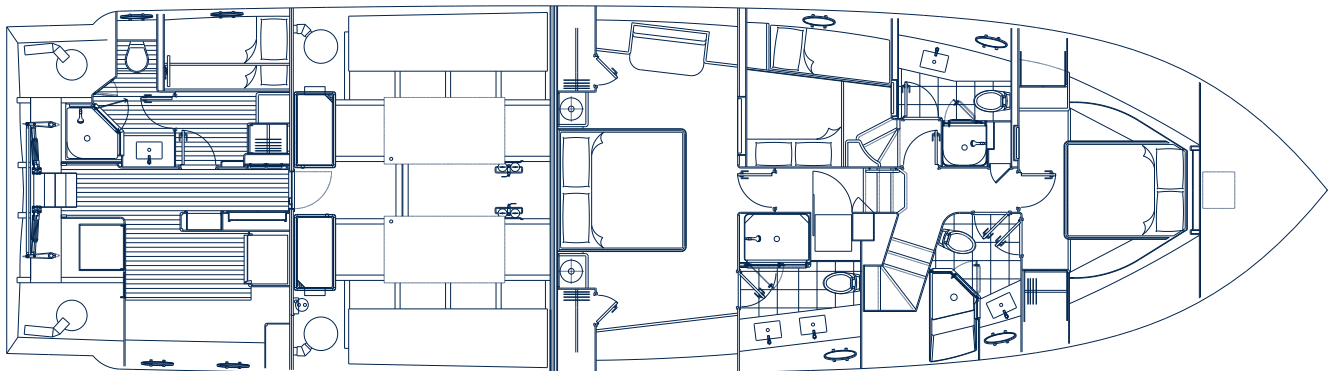
Length overall.....77' (23.45 m)	Deadrise midship ..... 18°
Centerline hull length .....72' 0" (21.94 m)	Deadrise transom ..... 15°
Waterline length.....62' 0" (18.89 m)	Fuel capacity ..... 1,800 USG (6,831 L)
Beam .....20' 0" (6.09 m)	Water capacity .....400 USG (1,514 L)
Freeboard ..... 8' 10" (2.7 m)	Holding tank.....200 USG (757 L)
Freeboard aft..... 8' 4" (2.5 m)	Weight (approximate average displacement).... 100,000Lbs.
Draft (with tunnels)..... 5' 0" (1.5 m)	(45,359 kg)



**COMMAND BRIDGE PLAN**



**MAIN DECK PLAN**



**LOWER DECK PLAN**

---

## 72 RAISED PILOTHOUSE MOTOR YACHT STANDARD EQUIPMENT

---

### Construction

---

- Decks and bulkheads cored.
- Four sealed bulkheads.
- Hull: Vacuum bonded sandwich construction using *Vectorply* fiberglass with 1 3/8" core on bottom and 1" core on sides. Core used is a cross linked closed cell pvc by Divinycell.
- Osmosis protection below the waterline – vinyl ester resin.
- Stringers: fiberglass with urethane foam core.

### Propulsion

---

- Twin CAT C-12.9 - 985 BHP, EPA Tier III diesel inboard engines (FWC) with marine gears, adjustable engine mounts, *Quiet Run* underwater exhaust system and low RPM back pressure compensation system.
- Electronic controls for throttle and clutch functions.
- Two 5-blade high speed computer designed CNC cut Nybral propellers.
- SEATORQUE BOSS STM3 300 drive system with 3" Aquamet 22HS propeller shafts and V struts.
- Hydrodynamic 316 stainless steel rudders and power steering assembly.
- Hydraulics system (dual pump) off main engine transmission drives for windlass, bow/stern thrusters and stabilizers.

### Engine Room, Bilges and Utility Area

---

- Two 240 volt Engine Room blowers (2,000 CFM) on thermostat.
- Four 24 volt *Rule* 3700 bilge pumps, one in each major compartment.
- Fire suppression system with (1) pull station in Crew Companionway: Sea Fire FM-200.
- Fuel level indication: sight gauge on tanks.
- Fuel tanks: aluminum, marine grade, with crossover and distribution system.
- Fuel filters for engines (dual) and generators.
- Generators (2): 20 kW *Northern Lights* with sound shield, muffler, remote panel and *Silent Run* exhaust system.
- Bronze and / or Marelon ball valves on all intake and exit thruhulls below the waterline.
- 24 volt LED overhead lighting and bilges.
- Oil change pump: 24 volt for main engines, transmissions and generators.
- Sewage holding tank with 24 volt macerator pump switched at Pilothouse electrical panel, thru-hull with valve for discharge overboard and deck connection for discharge to a pumping station.
- Sound insulation: barium filled foam composite laminate in Engine Room bulkheads and overhead.
- Sea strainers for engines and generators: large capacity, easily accessible for servicing.
- Shower sump with automatic pump system and strainer.
- Fresh water system: *Headhunter* 240 volt pump and 24 volt auxiliary pump with pressure sensing and accumulator tank.
- Hot water tank: 50 USG (AC 240 volt).
- Potable water tank: 1/2" polyethylene.
- *Tides Marine Strong* main engine and rudder shaft seals.
- Bilge ventilation with 24 volt fan forward.
- Engine Room flooring: vinyl checker plate with removable panels providing access to bilge space below.
- Epoxy paint in bilges and machinery spaces.
- Stabilizer system: Keypower with digital controls, 7.5 sq. ft. fins.
- Trim tabs with dual station controls.
- Bow and Stern thrusters (hydraulic): 12" Keypower.

- Workbench and parts storage with 120 volt GFI receptacle, port.
- Full height storage cabinet aft Utility Area.
- Utility Area and Companionway flooring: Vinyl wood look.
- Stainless steel elliptical portlights with screens and covers, (2) in starboard utility area.
- Watermaker with remote panel 800 gpd.

### Electrical Systems and Components

---

- Audio, temperature and oil pressure alarm system.
- Ship's battery set: 1,500 AH 24 volt (12 x 2 volt cells) including a 4,000 watt Magnum inverter. Includes battery watering system
- Starting battery set: 1400CCA 24 volt for main engines (2 - 8D type).
- Engine control battery set: dedicated 24 volt set for engine controls (2 - H31 type).
- 12 volt electronics and miscellaneous house battery system.
- 24 volt to 12 volt converter for misc 12 volt items.
- 100 amp 24 volt alternator to charge ship's battery set.
- 65 amp 24 volt alternator to charge engine control battery and engine start battery sets.
- 40 amp 24 volt 3 output battery charger for ship's battery set.
- *Yacht-O-Matic* system for control of 120-208-240 volt shore power selector to allow use of various available dock powers, digital voltmeter displaying dockside voltage.
- Digital DC alternator charge rate and panel load ammeter and voltmeter.
- Digital AC ammeters and voltmeter.
- Low voltage 24 volt DC stair lights.
- GFCI receptacles in all Heads, Engine Room, Aft Deck, Command Bridge, Utility Area, and Galley.
- 24 volt navigation lights and anchor light.
- Dockside telephone/television receptacle at Transom with outlets in Salon, Master and Forward Guest Stateroom.
- 2 - 50 amp 120/240 volt *Glendinning* retractable shore power systems with 80' cord and isolation transformers at Transom.
- Built-in vacuum system with 3 outlets.
- 12 volt receptacle at each dash with removable dual USB.
- As-built electrical drawings.
- Electrolysis bonding system, including zincs and shaft brushes.
- Separate 24 volt electronics circuit breaker panel in Pilothouse.
- Emergency start battery connector solenoid.

### Decks, Miscellaneous Exterior Items

---

- 1 1/4" 316 stainless steel handrails and rail fittings with 1 1/2" top rail at bow.
- Hydraulic 3500 lb anchor windlass with hand held control at bow and controls at Command Bridge and Pilothouse.
- Anchor: *Davis Stingray* (125 lb.) galvanized.
- 300' of 3/8" high-tensile galvanized chain.
- Mark anchor chain at 50' intervals (red, white and blue) with increment placard underneath hatch (example (1) red line = 50', (2) red lines = 200' etc. for each color). Second placard located in Pilothouse chart drawer.
- Fiberglass bow pulpit with roller.
- Partition in chain locker for future spare chain and anchor rode.
- Teak flagstaff (aft) and stainless steel burgee staff (forward).
- Mooring cleats: (12) including (2) bow, (2) stern, (4) springline, (2) pop-up on Swim Deck and (2) heavy-duty stainless steel cleats Transom wings port and starboard.
- Mooring lines: (6) including 4-50' and 2-35' x 3/4", black.
- Fenders: (6) 12" x 34", black with 20' x 1/2" lines
- Boot line stripe, 3" black *Alex seal*.

- Bottom paint system: *Interlux 2000/2001* epoxy barrier (2 coats) with *Micron CSC Extra* anti-fouling paint (1 red coat followed by 2 black coats).
- Exterior of Yacht to be painted, *Alex-Seal (West Bay White)*.
- Stainless steel and chromed brass hardware.

---

#### Decks, Miscellaneous Exterior Items, cont'

---

- Dual air horns, (1) 15" and (1) 18" with compressor and air storage tank.
- Dockside fresh water connection with pressure regulator at Transom.
- Stainless steel gunwale guards.
- Fresh water wash-down outlets at Aft Deck, chain locker and Command Bridge.
- Port and starboard fuel deck fills, midship.
- Sunshade for windshield and Pilothouse doors, black.
- Raw water wash-down outlet in chain locker.
- Storage locker in starboard house forward of Pilothouse door.

---

#### Aft Deck/Swim Deck

---

- Storage lockers with vents.
- Transom watertight door, pantograph.
- Molded stairs to aft bridge deck, starboard, with sliding hatch.
- Courtesylights (24 volt LED).
- (2) 24 volt floodlights on underside of Command Bridge overhang illuminating lower aft area.
- Hand-held hot and cold shower at Transom.
- Cabinet with sink, faucet and U-Line fridge/icemaker, port forward.
- Swim Deck (integral in hull) with removable ladder.
- Stainless steel n-shaped handrails (5 rails with 6 sets of sockets).
- Transom gates, hinged at stairs from Aft Deck to Swim Deck.
- Molded-in steps from Swim Deck to Aft Deck.
- Lounge bench seat, molded, with *Sunbrella* cushions and *Stamoid* weather cover.
- Teak table with natural oil finish, stainless steel legs and *Stamoid* weather cover.
- Teak on Aft Deck sole including stairs and Swim Deck.
- Engine control station at Aft Deck (swing out), port.

---

#### Command Bridge

---

- SonShip helm seat (white vinyl) (2) with weather covers.
- Lounge seating, molded, with *Sunbrella* cushions, *Stamoid* weather cover and solid surface table with aluminum legs.
- Hardtop with stainless steel support posts forward and (2) 24 volt floodlights illuminating tender deck.
- Custom fabricated platform for future satellite dome(s)
- Searchlight with (2) controls, (1) at Pilothouse dash, (1) at Command Bridge dash, 24 volt, ACR.
- Courtesylighting (24 volt).
- Hatch from Bridge to Pilothouse.
- Electronics console with *Stamoid* weather cover.
- Dash, molded, with hydraulic power steering, stainless steel Destroyer type helm wheel, start/stop controls for main engines, electronic engine controls and displaypanels, controls for thrusters, stabilizers, trim tabs, searchlight and windlass, switches for navigation lights, horn and hydraulics enable, and flush-mounted 3" magnetic compass (Navigation electronics system not included, package to be developed with purchaser so West Bay can provide a supply and installation estimate).
- Tinted plexiglass venturi with stainless steel tube rail.
- Removable stainless steel stanchions surrounding bridge deck, aft.
- U-Line fridge/icemaker and sink with *Delta* faucet, stbd.
- Barbecue: 27" DCS propane BBQ in port cabinet.
- Davit, Steelhead ES1500 4 function 24 volt electric/hydraulic.
- Stainless steel support posts (2) from underside aft of Command Bridge deck, port and starboard to Aft Deck port and starboard bulwark caps with bridge deck drainage.

---

#### General Interior

---

- Select flat cut Sapele Mahogany woodwork. (Other wood available upon request)
- Carpet with underlay.
- Strip wood engineered flooring in Galley and Pilothouse.
- Lighting: flush-mounted LED in ceiling with *Vimar* switching.
- Headliner: fitted vinyl installed on *Whisper* track system.
- Decorative wallcoverings.
- Aromatic cedar-lined closets and hanging lockers.
- Granite on Galley countertop, Settee table and Head countertops.
- Windows *SonShip* frameless design: tinted, heat-treated laminated glass with UV inhibiting film.
- Air conditioning system: reverse cycle with remote-mount compressors (5-zone), *Cruisair*.

---

#### Salon

---

- Entertainment center with storage space for entertainment equipment (entertainment system not included, package to be developed with purchaser so West Bay can provide a supply and installation estimate).
- TV lift in cabinet port to accommodate Flat screen TV.
- Space for optional loose furniture.
- Blinds: 2" wood in wood window boxes (finished with wallcovering and wood edges), port, starboard and aft windows.
- Salon French doors with stainless steel frame and lock at aft bulkhead.
- Duette blinds with valance for French doors.
- Phantom roll screens for French doors.
- Rope lighting on separate switch in soffit edge, port and starboard.
- General alarm pull station near aft door starboard.

---

#### Galley

---

- Refrigerator: *Sub Zero* side-by-side 36".
- Trash compactor: *Broan* 12".
- Dishwasher: *Frigidaire* 24".
- Range: *Frigidaire* 240 volt 30" with ventilation fan above.
- Microwave/convection oven with fan above range: *G.E.* 30".
- 24 bottle wine cooler with wood door front located in starboard buffet cabinet.
- Stainless steel double basin sink, undermounted, with single lever chrome faucet (*Grohe*).
- Disposal in small basin of Galley sink.
- Granite countertop with backsplash forward.
- Cabinet over range.
- Grab rail on side of fridge cabinet, wood.
- Wood veneer fronts on fridge, compactor and dishwasher.
- Storage cabinets and drawers.
- Blinds: 2" wood in wood window boxes (finished with wallcovering and wood edges or wood veneer), port and starboard.

---

#### Pilothouse

---

- Space for optional helm chairs (2).
- Staircase down to staterooms with wall covering.
- Helm with custom 24" stainless steel helm wheel, start/stop controls for main engines, electronic engine controls and displaypanels, controls for thrusters, stabilizers, trim tabs, searchlight and windlass, switches for navigation lights, instrument lights, anchor light, horn, bilge pumps, hydraulics enable, wipers, defogger, displaypanel for fire extinguishing system, and digital compass (navigation electronics system not included, package to be developed with purchaser so West Bay can provide a supply and install estimate).
- Generator control panels, holding tank monitoring system and power status indicators in outboard cabinet, starboard.
- 24 volt audio and light alarm for high water in bilges and holding tank, displayed at dash.
- Headhunter tank monitor for fuel and water.

- Three marine grade windshield wipers with two speeds, delay, wash and park, and synchronized movement.

---

#### **Pilothouse, cont'**

- 24 volt LED lights (2) with dichromatic (red) lenses installed in center wiper box, switched at dash.
- Windshield ambient air defogger fan.
- Dinette with granite table on raised platform.
- Port and starboard flush-fit aircraft type sliding doors with pop-open windows.
- Phantom roll screens to doors, (1) port and (1) starboard.
- Chart drawer with chart light at port dash.
- Stairs to Command Bridge, Stainless steel with non-skid on wood treads.
- Rope lighting in soffit edge of galley drop ceiling.

---

#### **Master Stateroom**

- Settee with storage below port, large dresser starboard.
- Large storage drawers under bed (2).
- Walk-in closets with light, port and starboard.
- LED reading lights with separate *Vimar* switching.
- Built-in nightstands, port and starboard.
- Stainless steel elliptical portlights with screens and Duet privacy shades and keepers, port and starboard.
- King-size bed with wood keeper, 9" reversible innerspring mattress, bedspread and pillow shams (2).
- Mirrored aft bulkhead above nightstands (beveled) and upholstered headboard.
- Rope lighting in soffit above bed.
- Built in bookcase forward and space for flat screen TV.

---

#### **Master Head**

- Sinks (2), under mounted, with single lever chrome faucet (*Grohe*).
- Mirrored upper cabinet doors (beveled).
- Stone tile floor with NuHeat in-floor heating system with thermostat.
- Storage cupboard and drawers in cabinet.
- *Headhunter Royal Flush* toilets: 24 volt DC.
- Shower with frameless glass door and single lever chrome faucet and showerhead (*Grohe*).
- Stainless steel elliptical portlight with screen.
- Chrome towel bars (2), paper holder, soap dish, towel ring and robe hook and Privacy door.
- Ventilating fan on off delay timer.
- Fitted mirrored headliner.
- Storage at forward wall.

---

#### **Forward VIP Stateroom**

- Large storage cabinet under bed.
- Hanging locker with light and storage shelf starboard.
- Dresser, port with storage above.
- Escape hatches: *Bowmar* (2) with *Oceanairs* screens and nightshades.
- LED reading lights with separate *Vimar* switching.
- Built-in shelf, port and starboard (hull sides).
- Modified queen-size bed with wood keeper, 7" innerspring mattress, bedspread and pillow shams (2).
- Beveled mirror on forward bulkhead with (2) wood veneer wrapped half pillars.
- Rope lighting in soffit edge.

---

#### **Companionway / Laundry**

- Hatches to bilge (2).
- Laundry center with washer/dryer: 24" stacked.
- Soap, linen and pantry storage cabinet forward.

---

#### **Guest Heads (2) and Crew Head**

- Sink, under mount, with single lever chrome faucet (*Grohe*).
- Mirrored upper cabinet door(s) (beveled).
- Stone tile floors with NuHeat in-floor heating system on thermostat.
- Storage cupboards and drawers in cabinets.
- *Headhunter Royal Flush* toilets: 24 volt DC forward and Sealand vacu-flush in crew head.
- Shower stall with frameless glass door and single lever chrome showerhead (*Grohe*).
- Stainless steel elliptical portlight with screen and cover.
- Chrome towel bars (2) Forward Guest Head, (1) Port Guest Head, (2) Crew Head, paper holder, soap dish, towel ring and robe hook and Privacy door.
- Ventilating fan with on/off delay timer.
- Fitted mirrored headliner (Guest Heads), fitted vinyl (Crew)

---

#### **Port Guest Stateroom**

- Storage drawers under bed.
- LED lighting with *Vimar* switching and reading lamps.
- Double berth athwart ship with single upper bunk at hull side with 5" high density foam mattresses, bedspreads and pillow shams (3).
- Stainless steel elliptical portlight with screen and cover.
- Hanging locker with light, aromatic cedar-lining.
- Stairs with passage door to Guest/Day head.
- Upholstered headboard for lower berth.

---

#### **Crew Stateroom**

- Storage drawers under lower berth.
- Built-in dresser - nightstand.
- LED lighting with *Vimar* switching and reading lamps.
- Two berths with 5" high density foam mattresses, bedspreads and pillow shams (2).
- Stainless steel elliptical portlight with screen and cover.

---

#### **Crew Head**

- Crew Quarters flooring: vinyl wood look.
- Sink, under mount, with single lever chrome faucet .
- Mirrored upper cabinet door(s) (beveled).
- Storage cupboards and drawers in cabinets.
- *Sealand Vacuflush* toilet: 24 volt DC with Y-valve to holding tank or overboard discharge.
- Shower stall with frameless glass door and single lever chrome showerhead (*Grohe*).
- Stainless steel elliptical portlight with screen and cover.
- Chrome towel bars (2) Crew Head, paper holder, soap dish, towel ring and robe hook.
- Privacy door.
- Ventilating fan on switch.
- Fitted vinyl headliner.

---

#### **Safety and Miscellaneous**

- Owner's manual with schematic drawings for all systems, and manufacturer's warranties.
- (5) *USCG* approved fire extinguishers: (1) 5 lb. fire extinguisher (Utility Area) and (4) 2.5 lb. hand-held fire extinguishers (Galley, Master Stateroom, Forward Guest Stateroom and Command Bridge).
- Safety package
  - 24" life ring with 50' buoyant heaving line
  - (10) *USCG* approved personal floatation devices (adult size)
  - *Orion* flare gun kit
  - 8" chrome plated brass bell
  - Oil discharge and pollution placards
  - Air horn
  - Floating cushion



## WEST BAY SHIPYARDS LTD. ONE-TWO-FIVE YEAR LIMITED WARRANTY

### 1) GENERAL COVERAGE – ONE YEAR

West Bay Shipyards Ltd. (hereinafter called "West Bay") warrants to the original retail purchaser of a West Bay SonShip Yacht (hereinafter called the "Yacht") that it will repair or replace, at the sole discretion of West Bay, any part or component **manufactured by West Bay** which is proven to the sole satisfaction of West Bay to be defective within one (1) year of delivery of the Yacht to the original retail purchaser, provided the Yacht has been subjected to normal use and service as a non-commercial Yacht, and has been used, serviced and maintained in accordance with West Bay's recommendations as specified in the owner's manual supplied with the Yacht. This warranty is limited as set out below.

### 2) HOUSE AND SUPERSTRUCTURE - 2 YEARS

West Bay warrants to the original purchaser, or to a registered subsequent purchaser as provided herein, that it will repair or replace, at the sole discretion of West Bay, any part or component of the house or superstructure **manufactured by West Bay** which has been proven to the sole satisfaction of West Bay to have been defective within two (2) years of delivery of the Yacht to the original retail purchaser, provided the Yacht has been subjected to normal use and service as a non-commercial Yacht, and has been used, serviced and maintained in accordance with West Bay's recommendations as specified in the owner's manual supplied with the Yacht. This warranty is limited to the structural components of the house and superstructure only and does not apply to discoloring, caulking, paint blistering, or fiberglass blistering attributable in the sole opinion of West Bay to osmosis.

### 3) HULL - 5 YEARS

West Bay warrants to the original purchaser, or to a registered subsequent purchaser as provided herein, that it will repair or replace, at the sole discretion of West Bay, any part or component of the Hull, Pan/Grids or Stringers **manufactured by West Bay** which has been proven to the sole satisfaction of West Bay to have been defective within five (5) years of delivery of the Yacht to the original retail purchaser, provided the Yacht has been subjected to normal use and service as a non-commercial Yacht, and has been used, serviced and maintained in accordance with West Bay's recommendations as specified in the owner's manual supplied with the Yacht. This warranty is limited to the structural components of the Hull, Pan/Grids and Stringers only and does not apply to discoloring, caulking, paint blistering, or fiberglass blistering attributable in the sole opinion of West Bay to osmosis. This warranty does not apply to the Hull, Pan/Grids or Stringer systems that have been altered, or in the event the Yacht is re-fitted after delivery to the original retail purchaser with engines of a type and size not recommended by West Bay.

4) West Bay will register and honor a transfer of this warranty to subsequent purchasers of the balance remaining under paragraphs 2 and 3 of this warranty provided that such subsequent purchaser registers with West Bay by notifying West Bay and paying, within 30 days of the transfer of the ownership of the Yacht, a warranty registration fee of \$500 USD plus any applicable GST or other taxes payable at the time of West Bay being notified of the change in the Yacht's ownership.

### **THIS WARRANTY DOES NOT COVER:**

- a) any part or component not manufactured by West Bay;
- b) any Yacht, equipment, or component that has been subjected to or affected by any unauthorized alteration or modification (any alteration to a Yacht or component requires the prior written consent of West Bay);
- c) any equipment, or component including but not limited to televisions, computers, entertainment equipment, navigation and communication equipment that has been subjected to or affected by any alteration or modification made by West Bay on purchaser's instructions, which alteration or modification causes the original manufacturer's warranty to be void;
- d) without limiting the generality of (a), engines, transmissions, controls, batteries, appliances, rudder posts and bearings, trim tab hydraulic rams, propellers, shafts, or other equipment, accessories, or components which are not manufactured by West Bay, whether or not warranted by other manufacturers;
- e) gel coats, paints, varnishes, or other finishes, including, cracking, crazing, discoloration of fabrics, canvas, mirrors, glass, natural stone products, stainless steel, or any other plated or coated finishes;
- f) osmosis blistering, if the original gel coat surface has been altered in any way including repair, application of any coat other than marine anti-fouling bottom paint, improper surface preparation for such paint or excessive sanding or sandblasting or other surface abrasion;
- g) any Yacht which has been misused, used in a negligent manner, used for racing, used for rental, charter, military or other commercial purposes, used without normal maintenance, operated contrary to instructions furnished by West Bay, or any manufacturer of any of the components of the Yacht, or operated in violation of any federal, state, province, coast guard or other governmental agency laws, rules or regulations;

- h) labour, shipping, handling, duty and brokerage charges to refit any materials, equipment, or component replaced or repaired under any other manufacturer's warranty;
  - i) any loss, cost or expense arising as a result of contamination of any part or component of the Yacht by biological agents including bacteria, mildew, mold, fungi, mycotoxins, spores, viruses, or any colony or group of the foregoing, or any other microorganisms or biological agents;
  - j) except to the extent specifically required by applicable state law, any incidental, consequential or indirect damages caused as a result of any defect in workmanship, repair or replacement; and
  - k) loss of time, inconvenience, rental charges, travel expenses, loss of use, dockage fees, towing and/or service charges, loss of or damage to personal property, including other non-defective parts or components of the Yacht, or other loss howsoever caused is not covered by this Warranty.
- 5) Estimates of Draft, fuel consumption capacities, or any estimates of performance characteristics or measurements are estimates only and are not covered by this Warranty. No warranty is made, either express or implied, as to performance or any characteristic of performance.
- 6) This written Warranty is meant to be a complete and exclusive statement of the terms of all West Bay warranties and supersedes any and all representations and warranties, written or oral, made with respect to the Yacht.
- 7) Except to the extent required by applicable state law, there are no other warranties, express or implied that extend beyond the face of this instrument. This Warranty is restricted, solely and expressly, only to the repair or replacement of any defect as defined herein and is in lieu of all other warranties express or implied, including any warranties of fitness for a particular purpose or under any "Sale of Goods" legislation in any applicable jurisdiction. This Warranty gives the purchaser specific legal rights, and the purchaser may also have other rights under applicable state law to the extent such rights may not be contracted out of by West Bay.
- 8) a) West Bay invites any purchaser to inspect the Yacht before purchase, with any experts (mechanical or otherwise) to determine to the purchaser's satisfaction, the condition of the Yacht prior to purchase.
- b) This Warranty shall commence upon purchaser taking delivery of the Yacht and upon executing a Final Acceptance document.
- 9) Only dealers and other repair facilities expressly authorized by West Bay may carry out repairs as contemplated herein. After an authorized dealer or an authorized repair facility has been assigned by West Bay for warranty work, reimbursement for labour costs provided by such dealer or repair facility under this Warranty will be based upon a rate and schedule established by West Bay. This reimbursement may be directly to the authorized dealer or authorized repair facility.
- 10) West Bay reserves the right to improve its products through change of design and/or material without obligation to incorporate such change in Yachts of prior manufacture or to inform purchaser of any such improvements or changes. West Bay does not have a model year as such, and changes are incorporated in Yachts by the manufacturer as the same are constructed from time to time. West Bay does not warrant or represent that a particular Yacht is of a particular model year.
- 11) Any alleged defect must be reported to West Bay in writing within Thirty (30) days of the discovery of same and in any event within the applicable warranty period following delivery and acceptance whichever first occurs with the following information:
- a) Owner's name and address
  - b) Yacht serial number (hull number)
  - c) Information as to the nature of the alleged defect
  - d) Date actually placed in service
  - e) Accumulated hours and days of service.
- Failure to report any alleged defect within the time specified above will void the Warranty coverage hereunder.
- 12) All warranty claims and other necessary communication in connection with this Warranty must be sent to West Bay at the following address:
- Warranty Services Coordinator  
West Bay Shipyards Ltd.  
8295 River Road Delta,  
British Columbia, Canada V4G 1B4