


SONSHIP



110 RAISED PILOTHOUSE MOTOR YACHT

WEST BAY SHIPYARDS LTD.
8295 RIVER ROAD, DELTA, B.C. CANADA V4G 1B4

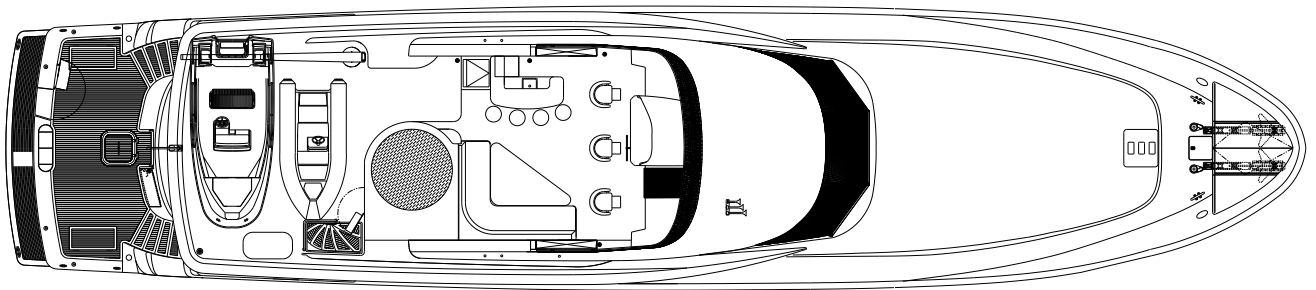
PHONE (604) 946-6226
dreams@sonshipyachts.com

FAX (604) 946-8722
www.sonshipyachts.com

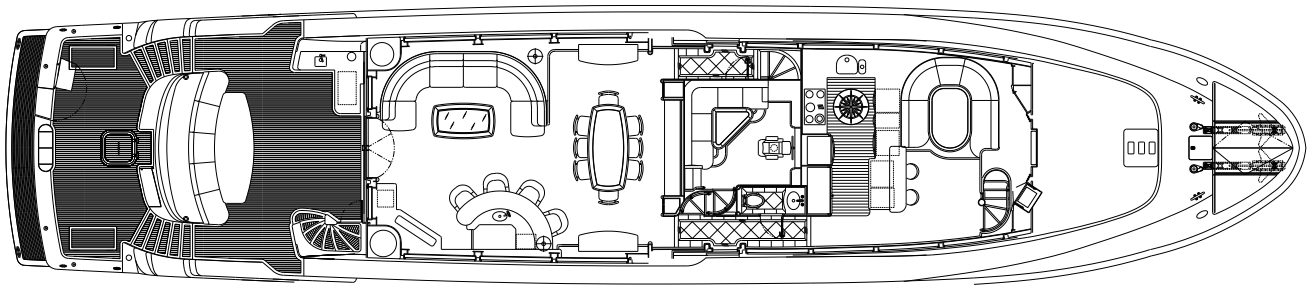
110 RAISED PILOTHOUSE MOTOR YACHT SPECIFICATIONS

| | | | |
|------------------------------|------------------|--|------------------------------|
| Length overall | 109' 8" (33.4 m) | Deadrise midship | 11° |
| Centerline hull length | 105' 0" (32.0 m) | Deadrise transom | 6° |
| Waterline Length | 93' 5" (28.5 m) | Fuel capacity* | 5,000 USG (18,927 L) |
| Beam (molded) | 24' 0" (7.3 m) | Water capacity* | 800 USG (3,028 L) |
| Freeboard* | 10' 6" (3.2 m) | Holding tank* | 520 USG (1,968 L) |
| Draft* | 5' 6" (1.7 m) | Weight (approximate average displacement)* | 240,200 Lbs. (108,953 kg) |

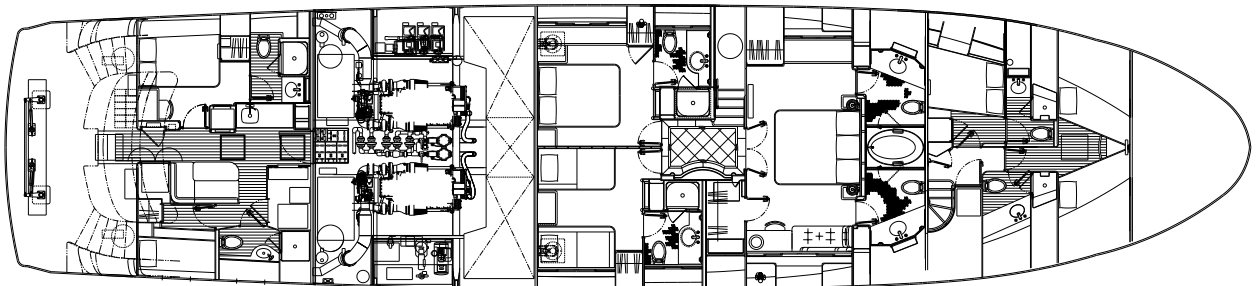
*Please Note: Dimensions, weights and capacities where shown are approximate only. Speed, weight and other performance estimates, if shown or discussed, are estimates only and are not guaranteed.



Command Bridge



Main Deck



Lower Deck

110 RAISED PILOTHOUSE MOTOR YACHT EQUIPMENT

Hull

- Construction: Laminate of composite fiberglass construction composed of E Glass and glass hybrid fabrics impregnated with polyester resins and vacuum bonded to linear and/or cross linked PVC foam core.
- Rubrail: Solid 2" PVC (upper and lower guard) with stainless steel half-oval rub strip.
- Bottom paint system: (2) layers of anti-blister Epoxy and (3) coats of Micron CSC Extra black bottom paint.
- Paint system (above waterline): Two part high gloss polyurethane Awlgrip paint. Hull, house, and command bridge color to be West Bay White, command bridge detail line to be West Bay Gray.
- Thru-hull fittings: All thru-hull fittings below waterline, bronze with bronze ball valves and bonded.
- Bulwarks: Fiberglass with polyurethane finish.
- Insulation: hull cored with PVC foam, which serves as insulation.

Propulsion Systems and Running Gear

- Main engines: Two in MTU-DDC 12V2000 M96L engines @ 1920 HP EPA Tier III compliant with (5) station MDEC controls, MDEC synchronizer and underwater exhaust.
- Rudders: Stainless steel foil shaped rudders with stainless stocks; sized to vessel, painted with epoxy and anti-fouling.
- Rudder posts: Tides Marine strong seals boxes with steady rest bearings and framework.
- Propellers: Nybral 5 blade, LH and RH.
- Shafts: 4" Aquamet 22 HS.
- Shaft logs: (2) fiberglassed into hull with cooling water slots and cutlass bearings.
- Shaft seals: Tides Marine dripless strong seals. Spare shaft seals (2) stored on shafts.
- Struts: cast bronze Vee design, painted with epoxy and anti-fouling, and with cutlass bearings.
- Stabilizer system: Wesmar RS 1200 with 12 sq. ft. fins (painted with epoxy and anti-fouling) with electric adjustable sensitivity gyro (updated control), two control stations (pilothouse, command bridge).
- Steering system: power steering with dual engine driven pumps sized to vessel.
- Bow thruster: 16" Wesmar dual prop 50 h.p. hydraulic with (5) control stations.
- Stern thruster: 16" Wesmar dual prop 50 h.p. hydraulic with (5) control stations.

Engine Room

- Ventilation: Delta "T" systems automated ventilation system to maintain engine room temperature and pressure. Quiet run and fully manual operation modes also provided. Variable speed intake and exhaust fans with programmable electronic speed control system, automatic fire dampers and Delta "T" moisture eliminator grille on intake.
- Generators: (2) 40 kW Northern Lights with sound shields, water lift mufflers, exhaust/water separator silencer, water temperature, oil pressure, and hour meters installed on panel in crew quarters.
- Air conditioning: Cruisair, 15 ton chilled water system with air handlers for the salon, pilothouse, galley, crew area and all staterooms.

- Air compressor: 240V 2 h.p. compressor to operate air horns with in-line water separator, regulator and 30-gallon accumulator tank.
- Fuel tank: 1/4" 5086 alloy aluminum. Approximate capacity: 5,000 US gallons. Compartmentalized design with port, center and starboard compartments
- Fuel filters: (2) Racor 75/1000 dual element, one set for each main engine, and (2) Racor filters, one for each generator.
- Fuel gauges: Sight tubes located on tank.
- Fuel transfer system: fuel transfer pump with flow meter, timer and filters.
- Fire suppression system: Chemtech FM-200 engine room fire suppression system with manual/automatic controls located in crew quarters, and (1) 10 lb. dry chemical hand-held extinguisher.
- Lube oil change system: Oil exchanger pump and manifold, 80 US gallon lube oil tank with deck fill and vent, 90 US gallon lube oil waste tank with drain spigot and vent. Quick connect located inside transom door for fill and dockside discharge.
- Vibration dampers: Engines mounted on vibration mounts. All motors and pumps mounted with shock/isolation mountings where required.
- Watermaker: (1) Village Marine 1,200 GPD with fresh water flush and media sand filters.
- Water filters: (2) Aqua-flu WCT34 (located in thruster room).
- Floor: expanded PVC board with vinyl non-skid cover.
- Ceiling: perforated painted aluminum panels, T-bar style
- Insulation: a combination of fiberglass and barrier materials.
- Workbench: (2) stainless steel workbench tops, hinged, (1) port and (1) starboard with (1) 4" vise. Sink and faucet in starboard workbench top.

Bilges

- Water tanks: (3) 1/2" polyethylene tanks with sight tubes and monitoring system with low water level shut-down and manual override, (2) located in lazarette; (1) located in master stateroom bilge. Control panel located in crew's lounge.
- Fresh water system: (2) 240 volt AC pressure pumps, (1) 24 volt DC pressure pump for emergency back-up, expansion tanks on pressure side.
- Hot water system: (2) 240 volt AC 50 gallon hot water tanks with circulation pump and expansion tank, all lines insulated.
- Gray water system: (2) gray water tanks with screens, (1) sump located in master stateroom closet with (1) 120 volt AC pump and (1) 24 volt DC backup pump; (1) sump located in crew's lounge with (1) 120 volt AC pump.
- Holding tanks: (2) composite integral construction tanks with inspection hatches, Edison #120, 240 volt AC diaphragm type pump with 24 volt DC back-up pump for tank discharge, (1) located midships beneath lower foyer; (1) located aft beneath crew's lounge.
- Bilge pumps: (8) remote mounted Rule 3700 24 volt electric bilge pumps with manual/automatic switches and high water alarms, (1) pump in each compartment, (2) in engine room.
- Bilge finish: epoxy painted, white in forward thruster room, lazarette and engine room, other spaces are gelcoat finish.

Electrical Systems and Components

- Bonding system: All underwater metal bonded to an integral copper buss bar running fore-and-aft through vessel and connected to (4) Z1 zinc anodes installed on hull bottom at transom, secured with bronze studs and tied to the bonding system.
- AC electrical system overview: (2) 40 kW generators and (4) - 100 ampere shore power inlets. Automatic switching between Generators and shore power sources.
- Shore power: (2) 100 ampere, 100 ft. shore power cords with Glendinning electrical feed units, located (1) port side, cockpit bulwarks and (1) starboard side, cockpit bulwarks. (2) 100-ampere shore power receptacles in trunk cabin, forward deck, and (2) 100 ft. shore power cords.
- The port aft shore power will feed 35KVA Shore Power Converter which will allow the user to connect to 1 or 3 phase, 200 to 480 volts and up to 150 amperes. (using 2 - 100 ampere shore power cords)
- The starboard shore power or one of the two forward receptacles can feed the Shore Power Converter from 2 - 100 ampere shore power receptacles to provide up to 150 amperes into the vessel from the Converter.
- The other forward shore power receptacle will provide connection to 100 ampere, 208 or 240 volt, 1 phase dock power via a "Yacht-O-Matic" automatic shore power voltage selector and an isolation transformer. To alleviate damage from low dockside voltage, a "Low Voltage Cutout" is provided on this shore power inlet.
- Distribution shall be accomplished via automatic switching, using industrial contactors and a Programmable Logic Controller feeding a "split buss" system with a tie switch.
- The Converter and Generator outputs to the vessel shall be 120/240 volt, 1 phase, with a total current availability from the two generators through the split buss of 285 amperes. Or, a maximum shore power utilizing 2 - 100 ampere sources through the Converter (150 amperes) plus an additional 100 amperes utilizing the split buss through the dedicated 100 ampere forward shore inlet from a 3rd shore power source. Total (250 amperes on shore power).
- Connection to European or practically any stable shore power source around the world that falls within the parameters listed above is possible with the Shore Power Converter unit.
- A unique "Load Switching Panel" for 120 volt loads allows the user to "Balance the Loads" between "L1" AND "L2" to achieve the best use of available dockside power and to reduce undue strain on the generators due to unbalanced loading. This panel also allows the user to select which 120-volt loads are to be used on the 3.5 kW Inverter.
- Three main 120/240 volt custom Square D Electrical Distribution Panels with spare spaces for future equipment are situated in the equipment room and in the crew's lounge, aft port cabinet.

Electrical Systems and Components, continued....

- Note: During times of heavy electrical requirements both generators and multiple shore power connections may be required to power the vessel adequately.
- Telephone and cable television receptacles: (2) cable-TV/telephone receptacles, one near each transom shore power inlet, and (1) cable-TV/telephone receptacle located in forward trunk cabin.
- (2) D.C. distribution panels with engraved faceplates, (1) in port pilothouse cabinet, (1) in crew's lounge, forward starboard cabinet.
- Exterior lighting: Lighting at house sides, foredeck, aft deck stairs, aft deck overhead, and command bridge deck.
- Interior lighting: refer to lighting layout.
- Lighting general: Lutron 3000 series, 6-zone lighting on main deck, Vimar and Decora receptacles and switches in other areas.
- Navigation lights: Perko lights sized to vessel per USCG regulations
- Electronic navigation and communication equipment: see list below.
- Batteries and chargers: vessel's D.C. power comprised of the following systems:
 - 24 volt, 1500AH ship's battery – 12 only Industrial Deep Cycle 2 volt Cells with watering system to supply a 24 volt, 3.5 kW Inverter/Battery Charger, any back-up 24 volt pumps, bilge pumps and 24 volt electronics. This battery bank is charged by (1) main engine driven 24 volt 65 ampere alternator, (1) auxiliary 35-ampere battery charger and a 120-ampere charger in the inverter.
 - 12 volt 200 AH battery bank - deep cycle sealed battery (8D) to supply 12 volt electronics, accessories and emergency lighting, charged by (1) 45 ampere alternator and (1) 40 ampere 3 stage charger;
 - 24 volt 8D-1400 (2-8D's) sealed lead-calcium starting battery bank to start the engines, with back-up switching to the ship's bank for emergency starting, charged by an engine driven 65 ampere alternator and an output from the auxiliary 35 ampere charger;
 - A 12 volt 8D-1400 sealed lead-calcium starting battery to start generators, with back-up switching to ship's 12 volt battery set, charged by a 45 ampere alternator and the 40 ampere 3 stage charger;
 - 24 volt battery (2-RV27 deep cycle sealed batteries) to power MDEC electronic engine control system, charged by one of the engine driven 24 volt 65 ampere alternators and an output from the 35 ampere auxiliary charger;
 - 12-volt emergency sealed H31 DCM deep cycle battery located in pilothouse to supply power to VHF radios and GPS, charged by (1) 15 ampere charger, and a one-way feed from the 12 volt ship's system.
 - Multiple output chargers to service batteries: (1) 24 volt 35 ampere, (1) 12 volt 40 ampere and (1) 12 volt 15 ampere.
- Alternators: (2) 24 volt 65 ampere HD alternators, (1) on port and (1) on starboard main engines, and (2) 12 volt 45 ampere alternators, one on each generator.

- West Bay 'Charge Directors' to direct charge from alternators on the main engines and generators to various battery banks as needed.
- All Ship's batteries, 12 and 24-volt and main engine alternator output Positive (+) supply cables have ANL fuses to protect against overcurrent and accidental short circuit. Main battery cutout switches are provided for all battery sources.
- Metering is provided for both A.C. and D.C. voltage and current.

Decks, Command Bridge and Miscellaneous Exterior Items

- Doors: port and starboard doors on custom West Bay slides.
- Trunk cabin storage: compartment for stowage of boarding ladder, shore power cable, dock lines and fenders, hatch with trunk access steps and pie eyes forward for shore power cable access.
- Sunpad: Sunbrella upholstered dry-fast foam cushions with white Stamoid weather cover.
- Step plates: (2) chromed cast bronze West Bay step plates located at side boarding gates.
- Bow rail: 316 stainless steel with stainless steel burgee pole.
- Exterior decks: All exterior decks painted non-skid over composite unless otherwise specified.
- Drains: boat deck drains similar to other West Bay SonShip yachts, and/or drain tower system.
- Docklines: (8) total – (6) 50ft x 1" and (2) 75ft x 1", nylon with 36" eye splice, black.
- Fenders: (6) black, with 20ft x 1/2" lines, black.
- Custom leather fender hooks (black) with cam cleats (6) – (1) cockpit caprail, (1) aft deck caprail, (4) handrail.
- Cleats and hawse holes: (8) polished stainless steel hawse holes with cleats, (4) starboard, and (4) port. (2) Stainless steel cleats in transom corners to accommodate cross-tying, (1) port and (1) starboard, and (2) pop-up cleats on swimgrid for tender tie off, (1) port and (1) starboard.
- Fuel system. Fuel fills (1) port and (1) starboard, midship deck with dual fill/vent pipes vented overboard for fast filling. A second smaller vent, vented overboard, provided for normal operation.
- Water system. Two fills for water tanks, (1) forward, and (1) midship starboard deck, vented overboard with 1 1/4" lines for fast filling. On board water filtration system for tank fill and city water system. City water connection starboard side (1).
- Fiberglass hatch and combing for chain locker.
- Anchor: (1) 250lb Davis Stingray galvanized anchor with stainless steel bow plates and 1/2" chain stopper.
- Anchor chain: 350ft 1/2" galvanized for each anchor.
- Windlass: 4,500lb Muir hydraulic with controls at pilothouse, command bridge and foredeck.
- Anchor chain washdown system: 120-volt raw water pump with spray nozzles directed at incoming chain and anchor controls at pilothouse, command bridge and foredeck.
- Fresh water washdown tap located in base of sunpad.
- Boarding stair: 7-step 24" with brackets at port and starboard gates, stair stowed in trunk cabin.
- Vessel's name lights at bulwarks, with (2) sets Hella low voltage display lights switched in pilothouse, (1) set port and (1) set starboard.

Aft Deck

- Stairs to cockpit with stainless steel grabrails, port and starboard.
- Fresh water washdown tap located in port storage locker.

- Wet bar with Corian top, sink, with faucet, refrigerator and icemaker, properly vented through cabinet door face.
- Storage lockers located in port bulwarks.
- Stairs: spiral staircase, FRP, up to command bridge with handrail and storage locker below.
- Settee: molded fiberglass with dry-fast foam cushions, exterior Sunbrella fabric and white Stamoid weather cover.
- Table: single table with Corian top and (2) stainless steel fixed legs, with white Stamoid weather cover.
- Support posts: polished stainless steel, supporting boat deck and functioning as boat deck drains.
- Salon door: stainless steel framed glass sliding electric / manual door, counter balanced with belt pulley system.
- Control station: (1) pull-out station including electronic engine controls, start/stop controls for main engines, jog steering lever, rudder indicators, and thruster controls, located in port bar cabinet enclosure.
- Deck surface: teak decking from salon door aft to and including stairs to cockpit.
- (1) 5-lb. dry chemical hand-held fire extinguisher mounted in cabinet under sink.

Cockpit/Swimgrid

- Fresh water washdown tap located in storage cabinet, port side.
- Shower: hand-held with hot and cold water located in aft cockpit bulwarks, port side, beside gate.
- Crew entry door: weather-tight hinged door, painted to match vessel.
- Transom gate: fiberglass, painted to match vessel, port of bait tank.
- Service hatch: watertight, teak covered, installed on centerline, to access machinery space below.
- Storage boxes: (2) recessed into cockpit sole (1) port, (1) starboard, teak covered with drains and gutters, hinged on outboard edge.
- Bait tank: 70 US gallon with 120 volt quiet-running pump and timer, 24 volt back-up pump, 2 interior lights in tank base, interior oval in shape, with glass viewing window forward, (2) hinged lids, located in top of transom, on center.
- Storage cabinets (2) – (1) port and (1) starboard of crew entry door with fish cleaning station with hinged faucet and drain covered by lid.
- Underwater lights: (4) large high intensity LED style lights, installed in hull transom below swimgrid, below waterline (type to be serviceable without hauling boat).
- Horizontal stainless steel grabrail running athwartships and affixed to aft exterior cockpit bulwark (grabbed from swimgrid),
- Capstans: (2) 24 volt capstans 600 lb. Muir VC850 with single enable switch located inside crew entry door, and each with single foot switch at cockpit deck, (1) port and (1) starboard, mounted on caprail, with hawse holes, cleats and chafe plates.
- Swimladder: removable ladder, 24" mounts on swimgrid, storage in lazarette.
- Propeller puller: built to pull vessel's wheels.

Cockpit/Swimgrid, continued.....

- Deck surface: teak decking from stairs aft to and including teak vented swimgrid.
- Rod holders: (4) mounted on caprail, (2) aft, (1) port and (1) starboard.
- (4) Freeing ports with hinged doors located in aft transom bulkheads, (2) port and (2) starboard.

Command Bridge

- Hatches: (2) – (1) stainless steel hinged hatch to pilothouse, and (1) fiberglass hinged hatch to aft deck with stainless steel grabrail.
- Compass: (1) Ritchie Navigator located on dash.
- Searchlight: (1) Carlyle Finch located on mast with (2) controls, (1) located at the Pilot House dash and (1) located at the C/B dash.
- Fresh water washdown tap located on vertical aft face of wet bar cabinet.
- Arch/mast: welded aluminum arch type for electronics, anchor light, deck lighting, searchlight.
- Wet bar: Corian top, stainless steel sink with faucet, U-Line combo refrigerator/icemaker model CO29FF, TV/telephone jacks, (4) bar stools with aluminum legs and Sunbrella upholstered cushions with white Stamoid w eather covers (for stools and Corian bar top).
- Helm steering wheel: (1) 26" stainless steel destroyer type.
- Davit: Steelhead 2,500lb davit with 14' boom, 240 volt electric/hydraulic with power boom luff, rotation and lift, painted to match vessel.
- Helm seats: (3) white vinyl with footrests and white Stamoid w eather covers.
- Air horns: Kahlenberg AH/35835/S/00000/CH T-OA with chrome finish.
- Hot tub: 6 person with reinforced tub cover (colour: White Sands), white Stamoid w eather cover and sea water supply pump, model: teal 4RH44.
- Settee: molded settee with dry fast foam cushions, exterior Sunbrella fabric with white Stamoid w eather cover, seat bottoms hinged with storage below.
- Table: Corian top 28" fixed height with two aluminum legs and white Stamoid w eather cover.
- Flag pole: removable stainless steel pole to fit 5' x 8' flag, located on aft edge of boat deck, centerline with proper eyelet spacing.
- Wing stations: (2) including electronic engine controls, horn control, thruster controls, rudder indicator and jog lever, located (1) port wing and (1) starboard wing, with white Stamoid w eather covers.
- Helm station: with engine controls, engine displays, start/stop controls for main engines, horn control, thrusters controls, searchlight control, space for electronics, and white Stamoid w eather cover.
- Windscreen: custom venturi with tinted 1/4" plexiglass in a stainless steel frame.
- Barbecue: DCS 27D-BQ, propane fuel, with stainless steel liner, located aft of wet bar, port side, with twin 20 lb. aluminum vertical tanks properly vented, mounted in base of bar cabinet, aft, with propane sniffer and alarm, white Stamoid w eather cover.
- (2) Floodlights on C/B overhang illuminating fishing cockpit (1) port & (1) starboard.
- Tender chocks and tie downs: fixed chocks, painted aluminum, Johnson style tie downs, deck eyes, with outboard engine leg guard.
- Tenders: (1) 16' Boston Whaler outfitted for fishing.

- Life raft: 10-12 man Dunlop Beaufort life raft with hydrostatic release, installed in cradle on starboard side of boat deck.
- Personal flotation devices: (14) Coast Guard approved adult PFDs with water lights stowed in settee base.
- Ring buoys: (2) 24" diameter secured to interior bulkhead, mounted on command bridge aft of wing controls, port and starboard.
- (1) 5 lb. Dry chemical hand-held fire extinguisher mounted under wet bar sink.

General Interior

- Joinery:
 - Wood: ¼ sawn American cherry with semi-gloss finish.
 - Joinery accent: Carpathian elm veneer.
 - passage doors: solid wood stiles and rails with Carpathian elm veneered recessed panels.
 - 7/8" reveal;
 - cabinet fronts: wood veneer panels, solid wood listings.
 - Lockers, closets and drawer bottoms throughout staterooms: aromatic cedar lined.
- Hardware:
 - passage door handles: Baldwin, Crew Area, Forward & Port Staterooms colour: Satin Nickel, all other areas colour: Polished Brass;
 - cabinet push button knobs: Hafele, Crew Area, Forward & Port Staterooms and Heads colour: Polished Chrome & Matt Nickel, all other areas colour: Polished Brass & Chrome.
- Window s: frameless adhesive bonded, 1/4" Solar Gray heat treated laminated glass. Forward pilothouse windows 3/8" heat treated laminated, clear.
- Insulation:
 - House: cored with various materials which provide insulation.
 - Overhead surfaces: fiberglass insulation installed for both thermal and acoustic properties.
- Floors:
 - Carpet throughout, unless otherwise specified.
- Headliner: vinyl throughout, Luxor II, Vellum.
- Shower enclosures: clear glass with aluminum frames, unless otherwise specified, colour: Bone.
- Entertainment equipment: see list below.
- Alarm system with (2) keypad controls, bell and horn and all exterior doors wired.

Salon

- Bar area: with sink, faucet, liquor bottle storage, U-Line icemaker model BI-98, upper and lower stone countertops. Inside face between upper and lower tops to be stainless steel Marble slab floor, with (4) loose bar chairs, and 2.5 lb. dry chemical hand-held fire extinguisher installed in cabinet beneath sink.
- Sofa U-shaped, round corners / no arms.
- Coffee table.
- Entertainment cabinetry with lift for 42" plasma TV and DVD/CD storage aft of bar pit, space for entertainment system in aft cabinet, starboard aft area, with stone slab top.
- Wainscoting (port) beneath windows, with cherry veneer face, ¼ round cherry edge and granite top.
- (2) Decorative sconce lights on aft corner boxes, (1) port and (1) starboard.
- Lambrequin panels with wallcovering and solid wood trim, wallcovering.

- Window treatment: silhouettes, with Romanshades.
- Rope lighting in soffits, port, starboard and aft.
- (1) table lamp for forward corner shelf behind sofa.
- Ceiling detail: whisper wall headliner panels and crown molding.
- Floor entrance: marble slab with half moon shape.
- Custom wood mullion covers.

Galley

- Granite slab countertop.
- Granite backsplash on aft bulkhead.
- Granite backsplash strip around countertop perimeter.
- Floor material: Karndean strip-flooring.
- Sink, undermounted, with faucet Little Butler hot water dispenser.
- Refrigerator: model: Sub Zero with wood front and ice/water dispenser on door.
- Refrigerator: model: Sub Zero under counter.
- Cooktop: model: Dacor.
- Oven: Double wall oven, Dacor, electric.
- Microwave/exhaust fan: installed above cooktop, Dacor.
- Trash compactor with stainless steel front: model: Kitchenaid.
- Dishwasher with stainless steel front: model: Kitchenaid.
- Warming drawer with stainless steel front: Dacor.
- Disposal.
- Breakfast bar with (2) barstools.
- Storage cupboard on port side of breakfast bar.
- U-shaped dinette fabric-covered on raised base cherry wood table with veneer inlay and perimeter wood searail, on (1) oval cherry veneer wrapped leg.
- Granite countertops surrounding.
- Curved stairs to forward guest staterooms with wood handrail and Bellina standoff fittings, starboard.
- Storage cabinets on forward bulkhead (2) – (1) port and (1) starboard, with 3 doors, space for 32" plasma TV mounted center, soffit with rope lighting and display lights above.
- Galley cabinets with storage cupboards and drawers.
- Corner cabinets fore and aft of cabinet beneath sink with 3-tier lazy susan style round shelves.
- Utensil drawers (4).
- (1) 5-lb. dry chemical hand-held fire extinguisher mounted in cabinet under sink.
- Window treatment:
 - Custom wood mullion covers.
 - Wainscoting below windows on starboard side with ¼ round edge, reveal, and cabinet door style fronts, utilising available storage space.
 - Wallcovering on walls above countertops (port) and above wainscot (starboard), surrounding windows.
 - Ceiling detail above galley work area: wood frame with four headliner panels, (4) halogen lights, and accommodating air conditioning unit, if required.
 - Sound insulation material installed under galley cabinets and galley floor to deaden sound transfer to master stateroom

Dining Area

- Loose furniture: custom made dining table with (8) chairs.
- Storage/display area forward with (2) vertical storage cabinets with wood fronts, (1) port and (1) starboard. Stone slab countertop, (4) doors below, wallpaper with artwork and wall lights (port and starboard) and soffit above with rope lighting and (3) display lights.
- (2) sconces to the fwd center wall (1) port and (1) starboard.
- Rope lighting in soffits, port and starboard.
- Storage cabinets (2) – (1) port and (1) starboard with granite slab tops, providing custom storage for dishware, cutlery and glassware.
- Ceiling detail above dining table: whisper wall headliner panels and crown molding.
- Lambrequin panels with wallcovering and solid wood trim, wallcovering.
- Custom wood mullion covers.
- Window treatment: silhouettes, with Roman shades.
- Wine cooler: model: U-Line.
- Freezer drawers: model: Sub Zero (2 drawer unit – without icemaker).
- Crown molding

Midship Companionways, Port and Starboard

- Floor material: stone tile with wood baseboards, with rope boarder.
- Lambrequin panels with wallcovering and solid wood trim, wallcovering.
- Window treatment: silhouettes.
- (2) Access doors to exterior side decks on West Bay slides, (1) port and (1) starboard.
- Closet with metal hanging rod, aromatic cedar lining, port side.
- Access doors (2), louvered, to equipment area (doghouse), starboard.
- Stairs to pilothouse with wood handrail and Bellina standoff fittings, starboard.
- Stairs to lower foyer with wood handrail and Bellina standoff fittings, port.
- Wainscoting below windows with ¼ round edge, reveal, and cabinet door style fronts, utilizing available storage space below.
- Wallcovering: port and stairway: wood veneer.

Day Head

- Floor material: stone tile including wood baseboard.
- Vanity with sink, model, undermounted, with faucet, and 2-door cabinet below.
- Headhunter toilet, bone, with brass flush knob.
- Vanity top: granite, 3/4" slab with 5" high granite backsplash.
- Accessories: towel ring, paper holder and soap dish.
- Mirror with decorative frame, forward, with wallcovering, around perimeter of mirror.
- Wainscoting cherry front from baseboard up to granite rail, aft and inboard walls. Mirror, three panels with beveled edges above wainscoting on inboard wall, wallcovering above wainscoting on aft walls.
- Wallcovering from baseboard to ceiling on outboard wall.
- Ventilation fan on separate switch.
- Headliner: vinyl, pattern: Luxor II Vellum.

Pilothouse

- Windshield wipers and washers: three marine grade with two speeds, delay, wash and park, and synchronized movement.
- Alarm status-monitoring system. Items as follows:

- (5) Heat sensors, (1) in engine room, (1) in pilothouse, (1) in forward companionway, (1) in lower foyer and (1) in crew's lounge, tied to general alarm;
- (4) smoke alarms, (1) in forward companionway, (1) in galley, (1) in crew's lounge, and (1) in lower foyer;
- (2) grey water sump indicators, (1) for sump in crew area, and (1) for sump in master stateroom closet;
- Navigation lights indicator;
- Anchor light indicator;
- Hydraulics high temperature indicator;
- Hydraulics low pressure indicator;
- Main engine exhaust high temperature indicator;
- Engine room fire suppression system activation indicator;
- Bilge pump status panel with alarm, pump "run" and high water lights - (1) sensor each in forward guest stateroom, thruster room, master stateroom, midship guest staterooms, engine room (2), crew's area and lazarette, with Mute and lamp test buttons.
- Chart light: (1) 24 volt DC chart light, starboard.
- Compass: (1) KVH electronic compass located on dash.
- Helm steering wheel: stainless steel 24" Cole.
- MDEC controls for main engines.
- Switching for:
 - Windlass;
 - Thruster controls;
 - Wipers;
 - Horn;
 - Bilge pumps;
 - Stabilizer system;
 - Navigation lights;
 - Anchor light;
 - Search light;
- Settee: L-shaped, raised on 2-step base, fabric-covered.
- Table: triangle-shaped with ¼ round solid wood edge, Carpathian elm table top, and (2) cherry veneered legs, with storage cabinet between legs.
- Storage locker aft of settee with hinged laminate top, wallcovering on wall above.
- Storage cabinet forward of settee, port, with ¼ round cherry edge, 7/8" reveal, laminate top to match cherry, kick space, and 2-doors with wood grille for venting computer equipment.
- Helm console with covered dash cap in three sections for electronics and navigation equipment, (2) electrical breaker panels with wood doors, (1) port and (1) starboard.
- Stairs to command bridge with wood grabrail and Bellina standoff fittings, aft.
- Curved stairs to starboard midship companionway, with wood grabrail and Bellina standoff fittings.
- Floor and dinette platform to be carpet
- Electronics: see list below.
- Flare kit.
- Ship's bell: per Coast Guard regulations.
- Air horn: hand-held.

Equipment Area (Doghouse)

- Medical kit: Zee #155 with soft case.
- 2.5 lb. dry chemical hand-held fire extinguisher.
- Space for air conditioning units, electrical and other machinery.

Master Stateroom

- Double entry doors, swinging inboard.
- Portlights: (2) Freeman 14.5"x24" oval, opening with screens and privacy covers, (1) port and (1) starboard.

- Window treatment: shutters painted to match Formica, horizontal surface behind shutters to be Formica, vertical surfaces behind shutters to be wallcovering.
- Bed: king size with 9" innerspring mattress, cedar lined storage drawers beneath, access to bilge beneath bed.
- (1) mattress cover, (1) bedspread, (2) pillows with shams, (1) sheet set.
- Bed keeper: wood, with rope lighting beneath keeper.
- Cherry veneer headboard at bottom with three mirrored panels above with beveled, and soffit with rope lighting above. Center mirror to be larger.
- (2) swing-arm reading lamps on headboard, (1) port and (1) starboard of mirror.
- Dresser with drawers, Carpathian elm top with ¼ round wood edge, port side. DVD and AM/FM-CD aux stereo mounted in aft end, refer to entertainment package list.
- 32" TV mounted on aft port bulkhead with hinging for proper viewing angles to Master bed
- Hanging locker port side, aft corner beside dresser. Door has recessed panel with Carpathian elm on front side only.
- Desk: to be supplied by owner.
- Loose desk chair to be supplied by owner.
- Chaise lounge starboard side, forward of desk, fabric covered.
- Nightstands: (2) Carpathian elm top with ¼ round wood edge, single drawer and cupboard below, (1) port and (1) starboard (bedsides).
- Soffits with rope lighting, port and starboard.
- Closet: walk-in, starboard side, aromatic cedar lined, with light, 2.5 lb. dry chemical hand-held fire extinguisher, 2-drawer dresser outboard and metal hanging rod running athwartships, aft, and access to grey water sump. Door has recessed panel with Carpathian elm on front side top only. Bottom is louvered grill.
- Storage locker port side, aft (beneath stairs to main deck).
- Wallcovering: vinyl.
- Ceiling detail: crown molding.
- Safe: Chubb, on outboard wall of walk-in closet.

Master Head

- (2) Vanities with granite countertops, backsplash 6" high undermount sink faucets, with drawers and doors beneath sink, (1) port and (1) starboard.
- Light columns, on both sides of each vanity mirror.
- Linen storage, aft (2) – (1) port and (1) starboard.
- (2) mirrored medicine cabinets above sinks, (1) port and (1) starboard.
- Tub: bone, jacuzzi, model: Venco AV6042.
- Tub walls: material: marble slab.
- Shower doors: custom, style: frameless with polished fittings, colour: polished brass.
- Shower/tub set.
- (2) Headhunter toilets, bone, with brass flush knobs, (1) port and (1) starboard.
- Accessories: towel bars, (2) paper holders, (2) soap dishes, (2) towel rings, (2) robe hooks, (1) set port and (1) set starboard.
- Headliner: mirrored.
- Floor: marble tile.

Master Head, continued....

- Vinyl wallcovering.
- (2) ventilation fans on separate switches, (1) port and (1) starboard.
- Soffits with rope lighting, port and starboard, outboard.
- Privacy doors (2) – (1) port and (1) starboard.

Lower Foyer

- Floor: stone tile with wood baseboards.
- Cherry wood console cabinet with marble slab top with (2) Carpathian elm recessed panel doors, starboard.
- Decorative mirror with beveled edge above console.
- Ceiling detail: dropped soffit, to mimic cabinet below with cherry soffit face and crown molding.
- Wallcovering on port, starboard, and aft walls.
- Forward wall and stairs of lower foyer to be wallcovering.

Starboard Guest Stateroom

- Portlight: (1) Freeman 14.5"x24" oval, opening with screen and privacy cover.
- Window treatment: shutters painted to match Formica. Horizontal surface behind shutters to be wallcovering.
- Beds: (2) modified single size with 7" innerspring mattresses, (1) port and (1) starboard.
- Headboard details to match master stateroom design
- (2) Mattress covers, (2) bedspreads, (2) pillows with shams, (2) sheet sets.
- Bed keeper: wood, with rope lighting beneath keeper
- Mirror on aft bulkhead above nightstand, wallcovering to port and starboard of mirror.
- Reading lights affixed to port and starboard walls, aft.
- Single nightstand with lamp between beds with ¼ round wood edge, and Carpathian elm top, three drawers.
- Hanging locker: aromatic cedar lined, with light and 2.5 lb. dry chemical hand-held fire extinguisher, forward of starboard bed.
- Entertainment center with TV cabinet to accommodate 23" LCD TV above with entertainment equipment and dresser drawers below.
- Soffits with rope lighting, starboard.
- Vinyl wallcovering.
- Hatch providing access to holding tank.
- Ceiling detail: crown molding.

Starboard Guest Head

- Portlight: (1) Freeman 14.5"x24" oval, opening with screen and privacy cover.
- Window treatment: shutters painted to match Formica. Horizontal surface behind shutters to be wallcovering.
- Vanity with solid granite countertop undermounted sink, faucet, and cabinet with single drawer and doors beneath sink and cherry veneer kick.
- Light columns, on both sides of vanity mirror.
- Medicine/storage cabinet above toilet.
- Mirror with wood frame and rope lighting on forward bulkhead above sink.
- Shower stall, bone.
- Shower set.
- Headhunter toilet, bone, with brass flush knob.
- Accessories: towel bars, paper holder, soap dish, towel ring and robe hook.

- Headliner: mirrored.
- Floor: marble tile.
- Vinyl wallcovering.
- Ventilation fan on separate switch.
- Privacy door.

Port Guest Stateroom

- Portlight: (1) Freeman 14.5"x24" oval, opening with screen and privacy cover.
- Window treatment: shutters painted to match Formica. Horizontal surface behind shutters to be wallcovering. Vertical surfaces behind shutters to be wallcovering.
- Bed: queen size with 7" innerspring mattress, with storage under bed.
- (1) Mattress cover, (1) bedspread, (2) pillows with shams, (1) sheet set.
- Bed keeper: wood, with rope lighting beneath keeper and storage drawers
- Headboard to match master stateroom design.
- Mirror on aft bulkhead above bed, wallcovering port and starboard of mirror.
- Nightstands: (2) with lamps, ¼ round wood edge, Carpathian elm top, three drawers, (1) port and (1) starboard.
- Dresser with drawers, ¼ round wood edge, Carpathian elm countertop, outboard.
- Hanging locker: aromatic cedar lined with light and 2.5 lb. dry chemical hand-held fire extinguisher, forward of dresser, outboard.
- Entertainment center with TV cabinet to accommodate 23" LCD TV above with entertainment equipment and dresser drawers below.
- Soffits with rope lighting, port.
- Vinyl wallcovering.
- Hatch providing access to bilge area.
- Ceiling detail: crown molding.

Forward Companionway

- Stacked washer/dryer with access door which is to have a louvered styled door on top and removable panel at bottom. (style to match passage doors)
- Vinyl wallcovering, stairwell and washer/dryer cabinet.
- Hatch in floor to access bow thruster area.
- Linen closet, full height with (1) door in port aft corner.
- Floor: Karndeian vinyl strip flooring look.

Forward Guest Stateroom

- Floor: Karndeian vinyl strip flooring look.
- (2) bunks, single, with 5" high density foam mattresses and cherry wood keeper with rope lighting beneath keeper, and storage cabinets with doors beneath port bunk, hanging locker beneath starboard bunk with 2.5 lb. dry chemical hand-held fire extinguisher.
- (2) mattress covers, (2) bedspreads, (2) pillows with shams, (2) sheet sets, fabrics.
- (2) reading lights affixed to aft bulkhead, (1) port and (1) starboard.
- Single nightstand forward with ¼ round cherry edge, laminate top to match cherry, single drawer.
- 15" LCD TV, mounted on forward bulkhead above port bunk.
- Wallcovering.

Forward Guest Head

- Vanity with Corian countertop, 5" high backsplash, undermounted sink with faucet, and cabinet beneath sink.
- Mirrored medicine cabinet above sink.
- Linen cabinet inset in aft bulkhead above counter.
- Shower stall, bone.
- Shower set.
- Headhunter toilet, bone, with brass flush knob.

- Accessories: towel bars, paper holder, soap dish, towel ring, robe hook.
- Headliner: mirrored.
- Floor: Karndeian vinyl strip-flooring look.
- Vinyl wallcovering.
- Ventilation fan on separate switch.
- Privacy door.

Port Forward Guest Stateroom

- Floor: Karndeian vinyl strip-flooring look.
- Portlight: (1) Freeman 14.5"x24" oval, opening with screen and privacy cover with matching wallcover.
- Window treatment: Romanshade.
- 15" LCD TV, wall mounted on aft bulkhead above bed.
- Bed: modified queen size with 7" innerspring mattress, cherry wood keeper with rope lighting beneath keeper and storage drawers beneath.
- (1) Mattress covers, (1) bedspread, (2) pillows with shams, (2) sheet set.
- Reading lights (2) affixed to port wall, forward.
- Hanging locker: aromatic cedar lined, with light and 2.5 lb. dry chemical hand-held fire extinguisher, aft, inboard.
- Soffit with rope lighting, port, outboard.
- Wallcovering: vinyl.
- Bookshelves, port hull side.
- Accent pillows.

Port Forward Guest Head

- Vanity with Corian countertop, 5" high backsplash, undermounted sink with faucet and cabinet beneath sink.
- Mirrored medicine cabinet above sink.
- Shower stall, bone.
- Shower set.
- Headhunter toilet, bone, with brass flush knob.
- Accessories: towel bars, paper holder, soap dish, towel ring, robe hook.
- Headliner: mirrored.
- Floor: Karndeian vinyl strip flooring look.
- Vinyl wallcovering.
- Ventilation fan on separate switch.
- Privacy door.

Crew's Lounge

- Emergency fuel shut-off: wire pull in bilge beneath floor.
- AC/DC switch panels in cabinet with doors, starboard, aft of engine room bulkhead.
- AC switch panels in cabinet with doors, port, forward of aft storage locker.
- Galley area, portside, with Corian countertop and 3" backsplash, undermounted sink with faucet, 3-door cupboard beneath sink and 4 drawers forward, refrigerator in cabinet aft of sink, with TV cabinet above to accommodate 15" LCD TV.
- Washer/dryer: starboard, aft with 2 access doors hinged 180.
- Microwave: installed in cabinet above counter, forward.
- 2 door cabinet between microwave and TV cabinet.
- Full height storage locker forward of microwave.
- (1) 10 lb. Dry chemical hand-held fire extinguisher mounted under sink.
- Floor: Karndeian vinyl strip flooring.
- (2) access hatches, (1) to bilge and (1) to grey water sump.

Crew's Lounge, continued....

- L-shaped settee on raised base with Corian table and (2) 3" stainless steel legs, Drawer in aft seat base.
- Aluminum steps up to cockpit.
- (2) Storage lockers with doors, (1) port and (1) starboard of cockpit entry door.

Captain's Stateroom

- Portlight: (1) Freeman 14.5"x24" oval, opening with screen and privacy cover with matching wallcover
- Bed: modified queen size with 7" innerspring mattress.
- (1) Mattress covers, (1) bedspread, (2) pillows with shams, (2) sheet set.
- Bed keeper: wood with rope lighting beneath keeper and storage drawers.
- (2) Reading lights affixed to aft bulkhead, (1) port and (1) starboard.
- Desk with ¼ round cherry edge, laminate top to match cherry, and three drawers, port side, aft, inboard.
- Loose desk chair.
- Hanging locker: aromatic cedar lined with light and 2.5 lb. dry chemical hand-held fire extinguisher, port side, forward of bed.
- Doors (2) in aft bulkhead above bed, providing access to machinery space in area below exterior cockpit stairs.
- Vinyl wallcovering.

Captain's Head

- Portlight: (1) Freeman 14.5"x24" oval, opening with screen and privacy cover.
- Vanity with Corian countertop, 5" backsplash, undermounted sink with faucet, and cabinet beneath sink.
- Mirrored medicine cabinet above sink.
- Shower stall, bone.
- Shower set
- Headhunter toilet, bone, with brass flush knob.
- Accessories: towel bars, paper holder, soap dish, towel ring, robe hook.
- Headliner: Luxor Vellum II.
- Floor: Karndean vinyl strip flooring.
- Vinyl wallcovering.
- Ventilation fan on separate switch.
- Privacy door.

Crew's Stateroom

- Portlight: (1) Freeman 14.5"x24" oval, opening with screen and privacy cover with matching wallcover.
- (2) single bunk beds (upper and lower) with 5" high density foam mattresses, wood keepers with rope lighting beneath lower bunk keeper.
- (2) Mattress covers, (2) bedspreads, (2) pillows with shams, (2) sheet sets per mattress.
- (2) reading lights affixed to forward wall, outboard, (1) upper and (1) lower.
- Hanging locker: aromatic cedar lined with light and 2.5 lb. dry chemical hand-held fire extinguisher, and removable panel in aft wall to access machinery space aft.
- (2) drawers inset into inboard wall utilizing space beneath settee seats in crew's lounge, (1) fore and (1) aft.
- Single door in forward wall providing access to shore power converter.
- Vinyl wallcovering.
- Floor: Karndean vinyl strip flooring.

Crew's Head

- Portlight: (1) Freeman 14.5"x24" oval, opening with screen and privacy cover.
- Vanity with Corian countertop with 5" backsplash, undermount sink, with faucet and cabinet beneath sink.
- Mirrored medicine cabinet above sink.
- Shower stall, bone.
- Shower set.
- Soap dispenser: Mr. Dispenser - #71450, four chamber.
- Headhunter toilet, bone, with brass flush knob.
- Accessories: towel bars, paper holder, soap dish, towel ring, robe hook.
- Headliner: Luxor Vellum II.
- Floor: Karndean vinyl strip flooring.
- Vinyl wallcovering.
- Ventilation fan on separate switch.
- Privacy door.



WEST BAY SHIPYARDS LTD. ONE YEAR LIMITED WARRANTY

1) COMPREHENSIVE

West Bay Shipyards Ltd. (hereinafter called "West Bay") warrants to the original retail purchaser of a West Bay SonShip Yacht (hereinafter called the "Yacht") that it will repair or replace, at the sole discretion of West Bay, any part or component manufactured by West Bay which is proven to the sole satisfaction of West Bay to be defective within one (1) year of delivery of the Yacht to the original retail purchaser, provided the Yacht has been subjected to normal use and service as a non-commercial Yacht, and has been used, serviced and maintained in accordance with West Bay's recommendations as specified in the owner's manual supplied with the Yacht. This warranty is limited as set out below.

2) HOUSE AND SUPERSTRUCTURE

West Bay warrants to the original purchaser, or to a registered subsequent purchaser as provided herein, that it will repair or replace, at the sole discretion of West Bay, any part or component of the house or superstructure which has been proven to the sole satisfaction of West Bay to have been defective within one (1) year of delivery of the Yacht to the original retail purchaser, provided the Yacht has been subjected to normal use and service as a non-commercial Yacht, and has been used, serviced and maintained in accordance with West Bay's recommendations as specified in the owner's manual supplied with the Yacht. This warranty is limited to the structural components of the house and superstructure only and does not apply to discoloring, caulking, paint blistering, or fiberglass blistering attributable in the sole opinion of West Bay to osmosis.

3) HULL

West Bay warrants to the original purchaser, or to a registered subsequent purchaser as provided herein, that it will repair or replace, at the sole discretion of West Bay, any part or component of the Hull, Pan/Grids or Stringers which has been proven to the sole satisfaction of West Bay to have been defective within one (1) year of delivery of the Yacht to the original retail purchaser, provided the Yacht has been subjected to normal use and service as a non-commercial Yacht, and has been used, serviced and maintained in accordance with West Bay's recommendations as specified in the owner's manual supplied with the Yacht. This warranty is limited to the structural components of the Hull, Pan/Grids and Stringers only and does not apply to discoloring, caulking, paint blistering, or fiberglass blistering attributable in the sole opinion of West Bay to osmosis. This warranty does not apply to the Hull, Pan/Grids or Stringer systems that have been altered, or in the event the Yacht is re-fitted after delivery to the original retail purchaser with engines of a type and size not recommended by West Bay.

4) West Bay will register and honor a transfer of this warranty to subsequent purchasers of the balance remaining under paragraphs 2 and 3 of this warranty provided that such subsequent purchaser registers with West Bay by notifying West Bay and paying, within 30 days of the transfer of the ownership of the Yacht, and paying a warranty registration fee of \$500 USD payable at the time of West Bay being notified of the change in the Yacht's ownership.

THIS WARRANTY DOES NOT COVER:

- a) any part or component not manufactured by West Bay;
- b) any Yacht, equipment, or component that has been subjected to or affected by any unauthorized alteration or modification (any alteration to a Yacht or component requires the written consent of West Bay);
- c) any equipment, or component including but not limited to televisions, computers, entertainment equipment, navigation and communication equipment that has been subjected to or affected by any alteration or modification made by West Bay on purchaser's instructions, which alteration or modification causes the original manufacturer's warranty to be void;
- d) engines, transmissions, controls, batteries, appliances, rudder posts and bearings, trim tab hydraulic rams, propellers, shafts, or other equipment, accessories, or components which are not manufactured by West Bay, whether or not warranted by other manufacturers;
- e) gel coats, paints, varnishes, or other finishes, including, cracking, crazing, discoloration of fabrics, canvas, mirrors, glass, natural stone products, stainless steel, or any other plated finishes;
- f) osmosis blistering, if the original gel coat surface has been altered in any way including repair, application of any coat other than marine anti-fouling bottom paint, improper surface preparation for such paint or excessive sanding or sandblasting or other surface abrasion;
- g) any Yacht which has been misused, used in a negligent manner, used for racing, used for rental, charter, military or other commercial purposes, used without normal maintenance, operated contrary to

instructions furnished by West Bay, or any manufacturer of any of the components of the Yacht, or operated in violation of any federal, state, province, coast guard or other governmental agency laws, rules or regulations;

- h) labour, shipping, handling, duty and brokerage charges to refit any materials, equipment, or component replaced or repaired under any other manufacturer's warranty;
 - i) any loss, cost or expense arising as a result of contamination of any part or component of the Yacht by biological agents including bacteria, mildew, mold, fungi, mycotoxins, spores, viruses, or any colony or group of the foregoing, or any other microorganisms or biological agents;
 - j) except to the extent limited by applicable state law, any incidental, consequential or indirect damages caused as a result of any defect in workmanship, repair or replacement; and
 - k) loss of time, inconvenience, rental charges, travel expenses, loss of use, dockage fees, towing and/or service charges, loss of or damage to personal property, including other non-defective parts or components of the Yacht, or other loss howsoever caused is not covered by this Warranty.
- 3) Estimates of Draft, fuel consumption capacities, or any estimates of performance characteristics or measurements are estimates only and are not covered by this Warranty. No warranty is made, either express or implied, as to performance or any characteristic of performance.
 - 4) This written Warranty is meant to be a complete and exclusive statement of the terms of all West Bay warranties and supersedes any and all representations and warranties, written or oral, made with respect to the Yacht.
 - 5) Except to the extent required by applicable state law, there are no other warranties, express or implied that extend beyond the face of this instrument. This Warranty is restricted, solely and expressly, only to the repair or replacement of any defect as defined herein and is in lieu of all other warranties express or implied. This Warranty gives the purchaser specific legal rights, and the purchaser may also have other rights under applicable state law.
 - 6) a) West Bay invites any purchaser to inspect the Yacht before purchase, with any experts (mechanical or otherwise) to determine to the purchaser's satisfaction, the condition of the Yacht prior to purchase.
b) This Warranty shall commence upon purchaser taking delivery of the Yacht and upon executing a Final Acceptance document.
 - 7) Only dealers and other repair facilities expressly authorized by West Bay may carry out repairs as contemplated herein. After an authorized dealer or an authorized repair facility has been assigned by West Bay for warranty work, reimbursement for labour costs provided by the such dealer or repair facility under this Warranty will be based upon a rate and schedule established by West Bay. This reimbursement may be directly to the authorized dealer or authorized repair facility.
 - 8) West Bay reserves the right to improve its products through change of design and/or material without obligation to incorporate such change in Yachts of prior manufacture. West Bay does not have a model year as such, and changes are incorporated in Yachts by the manufacturer as the same are constructed from time to time. West Bay does not warrant or represent that a particular Yacht is of a particular model year.
 - 9) Any alleged defect must be reported to West Bay in writing within Thirty (30) days of the discovery of same and in any event within the applicable warranty period following delivery and acceptance whichever first occurs with the following information:
 - a) Owner's name and address
 - b) Yacht serial number (hull number)
 - c) Information as to the nature of the alleged defect
 - d) Date actually placed in service
 - e) Accumulated hours and days of service.
 - 10) All warranty claims and other necessary communication in connection with this Warranty must be sent to West Bay at the following address:

Warranty Services Coordinator
West Bay Shipyards Ltd.
8295 River Road
Delta, British Columbia, Canada V4G 1B4